



US00D704848S

(12) **United States Design Patent**  
**Thomas et al.**

(10) **Patent No.:** **US D704,848 S**

(45) **Date of Patent:** **\*\* May 13, 2014**

(54) **PORTABLE TENS DEVICE**

(75) Inventors: **Charles M. Thomas**, Hixson, TN (US);  
**D. Keith Hagy**, Chattanooga, TN (US);  
**Donald Kay Riker**, Soddy Daisy, TN  
(US); **Nathan Anderson Pollock**,  
Suffolk Park (AU); **Brad Peter Ryan**,  
Graceville (AU); **Lee Anthony Rodezno**,  
Rowville (AU); **Troy Christiaan**  
**Nyssen**, Flemington (AU)

(73) Assignee: **Modular Therapeutx, LLC**, Soddy  
Daisy, TN (US)

(\*\*) Term: **14 Years**

(21) Appl. No.: **29/395,407**

(22) Filed: **Jan. 13, 2012**

(51) **LOC (10) Cl.** ..... **24-01**

(52) **U.S. Cl.**  
USPC ..... **D24/200**

(58) **Field of Classification Search**  
USPC ..... D24/169; 186, 200, 209–210; D10/78,  
D10/81; D13/168; 340/12.22; 607/48  
See application file for complete search history.

(56) **References Cited**

**U.S. PATENT DOCUMENTS**

D323,034	S	*	1/1992	Reinstein	.....	D24/206
D331,201	S	*	11/1992	Koch	.....	D10/65
D364,686	S	*	11/1995	Teo et al.	.....	D24/200
5,607,454	A	*	3/1997	Cameron et al.	.....	607/5
D463,436	S	*	9/2002	Dow et al.	.....	D14/426
D467,003	S	*	12/2002	Gerth	.....	D24/200
D469,184	S	*	1/2003	Gerth et al.	.....	D24/200
D469,542	S	*	1/2003	Gerth	.....	D24/200
D474,753	S	*	5/2003	Blum et al.	.....	D13/168
6,584,359	B1	*	6/2003	Motoi	.....	607/76
D477,880	S	*	7/2003	Moretto	.....	D24/200
D510,075	S	*	9/2005	Arz et al.	.....	D13/168
D511,213	S	*	11/2005	Hasegawa	.....	D24/200

D553,248	S	*	10/2007	Nguyen	.....	D24/186
D597,211	S	*	7/2009	Ewing et al.	.....	D24/187
D609,706	S	*	2/2010	Helt et al.	.....	D14/426
D624,593	S	*	9/2010	Prendiville et al.	.....	D19/62
D636,088	S	*	4/2011	Loew et al.	.....	D24/200
D645,968	S	*	9/2011	Kasabach et al.	.....	D24/186

(Continued)

**OTHER PUBLICATIONS**

Bose, Solo remote control, May 9, 2013, amazon.com <http://amzn.com/B0093UA2GA>.\*

(Continued)

*Primary Examiner* — Eric Goodman

*Assistant Examiner* — John Reickel

(74) *Attorney, Agent, or Firm* — Chambliss, Bahner & Stophel, P.C.

(57) **CLAIM**

The ornamental design for a portable TENS device, as shown and described.

**DESCRIPTION**

FIG. 1 is a top perspective view of the portable TENS device of our new design;

FIG. 2 is a bottom perspective view of the portable TENS device of our new design;

FIG. 3 is a front view of the portable TENS device of our new design;

FIG. 4 is a rear view of the portable TENS device of our new design;

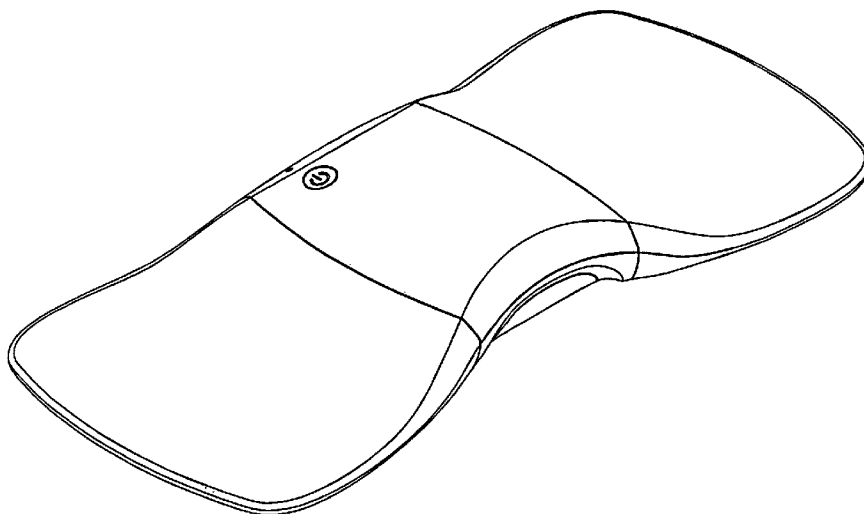
FIG. 5 is a right side view of the portable TENS device of our new design;

FIG. 6 is a left side view of the portable TENS device of our new design;

FIG. 7 is a top view of the portable TENS device of our new design; and,

FIG. 8 is a bottom view of the portable TENS device of our new design.

**1 Claim, 8 Drawing Sheets**



(56)

**References Cited**

**OTHER PUBLICATIONS**

U.S. PATENT DOCUMENTS

D667,557	S *	9/2012	Boudier .....	D24/186
2004/0015203	A1 *	1/2004	McGraw et al. ....	607/48
2007/0123952	A1 *	5/2007	Strother et al. ....	607/48
2009/0228068	A1 *	9/2009	Buhlmann et al. ....	607/48
2009/0240304	A1 *	9/2009	Blum et al. ....	607/48
2012/0116478	A1 *	5/2012	Buhlmann et al. ....	607/48

Omron, electroTHERAPY Pain Relief Device PM3030, Sep. 26, 2012, amazon.com <http://amzn.com/B008KEHA2E>.\*  
Hollywog, WiTouch for Back Pain, Aug. 22, 2012, youtube.com <http://www.youtube.com/watch?v=hEBp8eVdKNU>.\*

\* cited by examiner

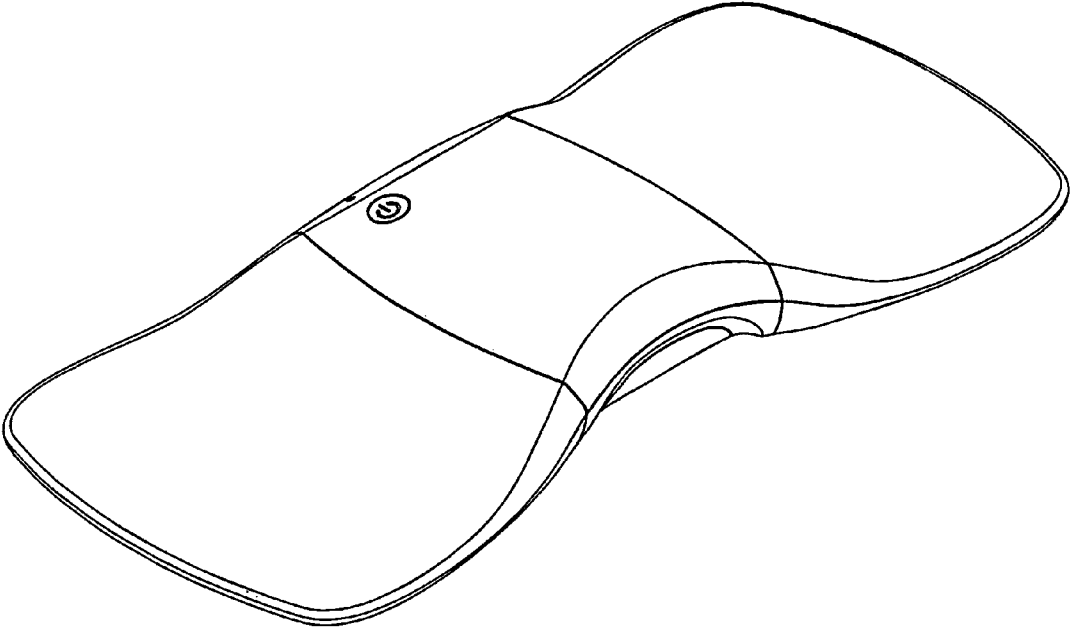


FIGURE 1

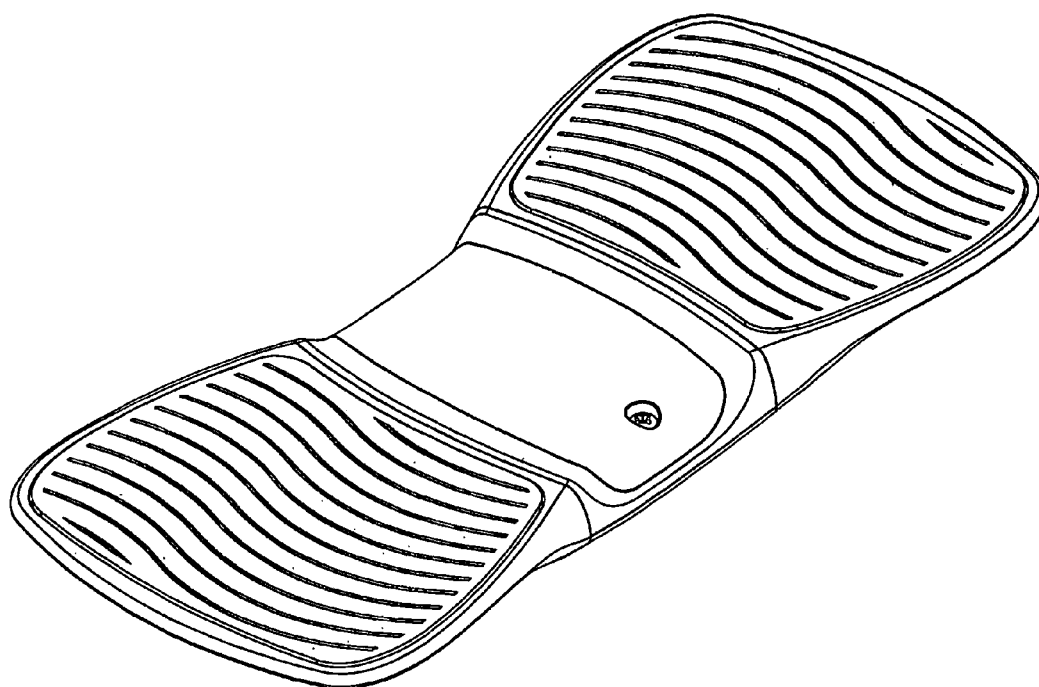


FIGURE 2

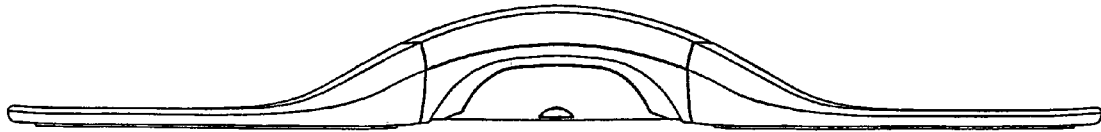


FIGURE 3

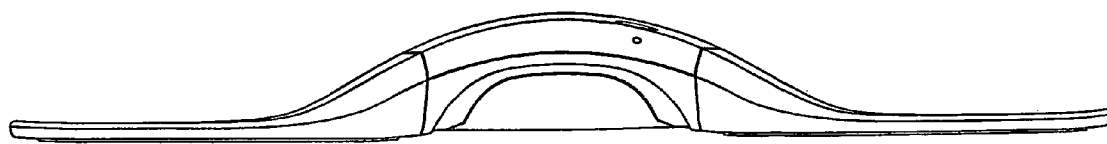


FIGURE 4




FIGURE 5




FIGURE 6



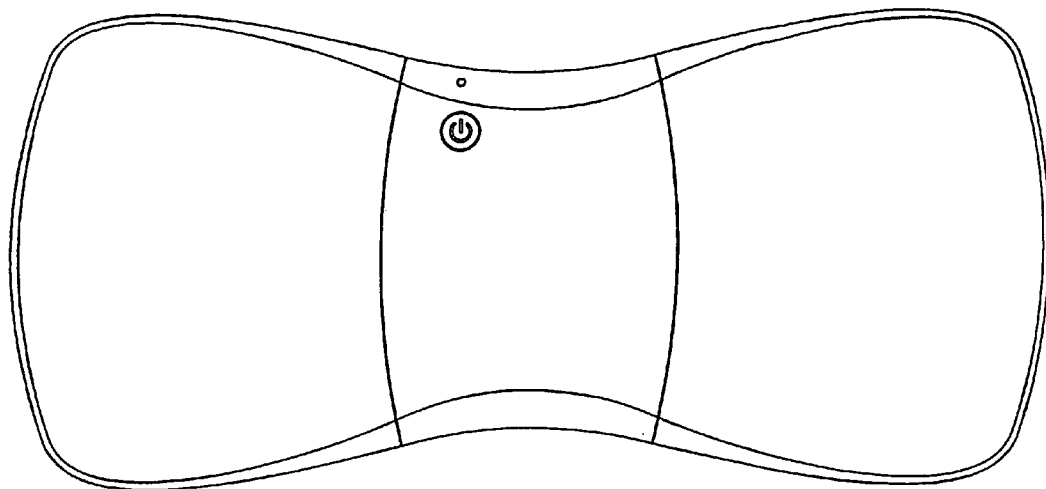


FIGURE 7

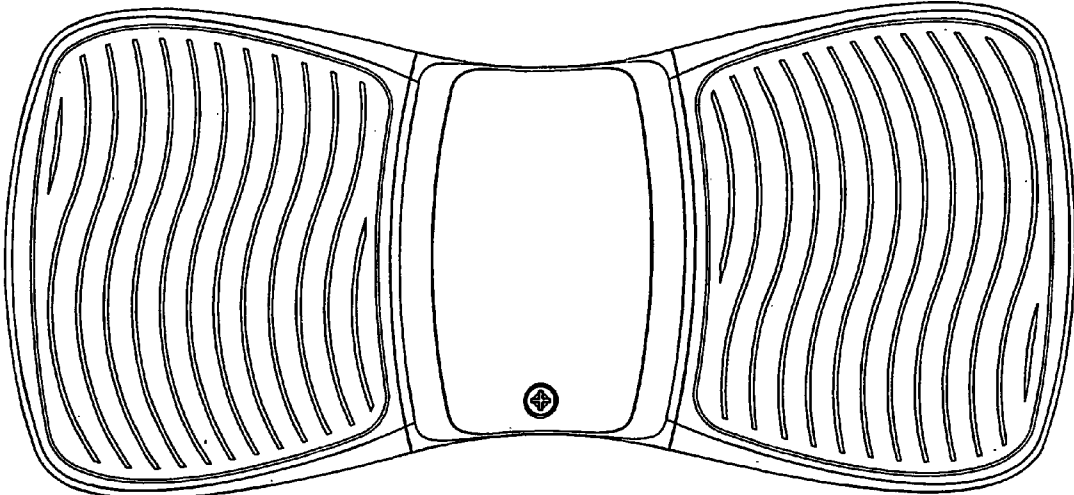


FIGURE 8